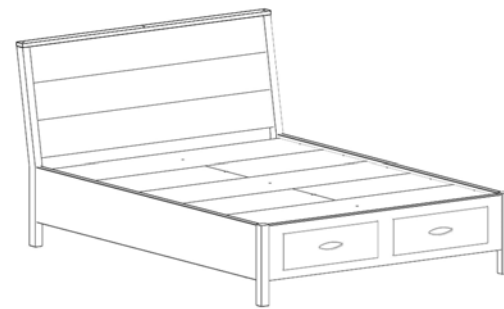


AL14-LF
Panel Bed with Low Footboard 17 1/4" H

AL14F Full
58 1/2"W x 83"D x 43"H
AL14Q Queen
64 1/2"W x 89"D x 43"H
AL14K King
80 1/2"W x 89"D x 43"H

Available Options:

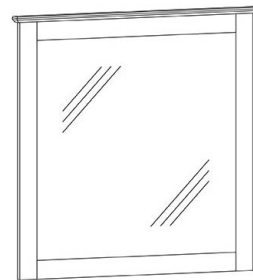
CAL King
Storage Drawers




AL-SBF14-LF
Front Storage Bed with Low Footboard 17" H



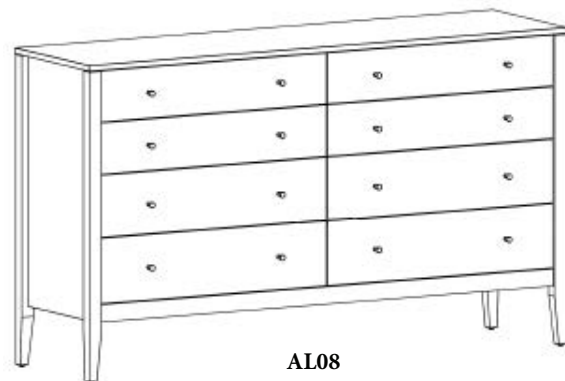
AL10-1
One Drawer Nightstand
21 1/2"W 19"D x 27"H



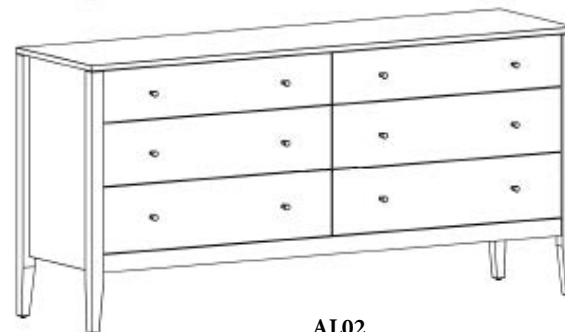
AL13
Mirror
36"W x 35"H



AL-SBS14-LF
Side Storage Bed with Low Footboard 17" H




AL08
Eight Drawer Dresser
70"W x 19"D x 42"H



AL02
Six Drawer Dresser
70"W x 19"D x 35"H



AL11
Horizontal Wardrobe
52 1/2"W x 19"D x 50 1/2"H



AL05
Five Drawer Chest
36 1/2"W x 19"D x 50 1/2"H

Please note that storage from the footboard can only be accommodated on queen and king sized beds. A twin sized bed can only be built with storage from one side. On storage drawer beds, footboard defaults to storage rail.

Dimensions are nominal.

THOR'S ELEGANCE
Allen
COLLECTION





AL14Q-LF Bed Shown in Birch Greystone



Dovetail Drawer
Construction



AL05
Five Drawer Chest

THOR'S ELEGANCE
Allen
COLLECTION

Panel Bed

The Allen Collection is a blend of fine Vermont craftsmanship influenced by the clean lines of Transitional styling. These pieces are admired for their minimalist design approach and functionality.



AL10
One Drawer Nightstand



AL02
Six Drawer Double Dresser

CONSTRUCTION FEATURES

- *Sustainably Harvested, Milled & Handcrafted Entirely in the USA*
- *Precision Finger Dovetailed Drawer Construction*
- *Superior 100 lb. Test Metal, Soft Close Under Mounted Concealed Drawer Glides*
- *Selection of Durable Hand Wiped Finishes*